



**INVEST
IN NOVGOROD
LAND**



*The Great
Construction*



IN
PO
NOVGE



An aerial photograph of a large-scale industrial construction project. The central focus is a massive, curved concrete structure under construction, with a grid of rebar visible on its surface. To the right, a long, rectangular building with a bright blue metal roof is partially completed. The surrounding area includes dirt roads, construction equipment, and various materials. A large, solid red triangle is overlaid on the right side of the image, pointing towards the top right. The text 'INVESTMENT OF POTENTIAL OF BOROOD LAND' is written in large, white, bold, sans-serif capital letters across the bottom half of the image, partially overlapping the red triangle and the construction site.

INVESTMENT OF POTENTIAL OF BOROOD LAND

LOGISTICS, SEZ IPT AND TPD, PROSPECTIVE SITES



SAINT PETERSBURG

1 HOUR
(HIGHSPEED TRAIN)

MOSCOW

3 HOURS
(HIGHSPEED TRAIN)

NIZHNY NOVGOROD

13 HOURS

MINSK

15 HOURS



SAINT PETERSBURG

190 KM (M11)

2 HOURS

MOSCOW

575 KM (M11)

5 HOURS

MINSK

711 KM

9 HOURS



SAINT PETERSBURG

192 KM

2 HOURS 10 MINUTES



PRIMORSK

312 KM

3 HOURS 55 MINUTES



UST-LUGA

316 KM

4 HOURS



PULKOVO (LED)

185 KM

1 HOURS 55 MINUTES



SHEREMETYEVO (SVO)

550 KM

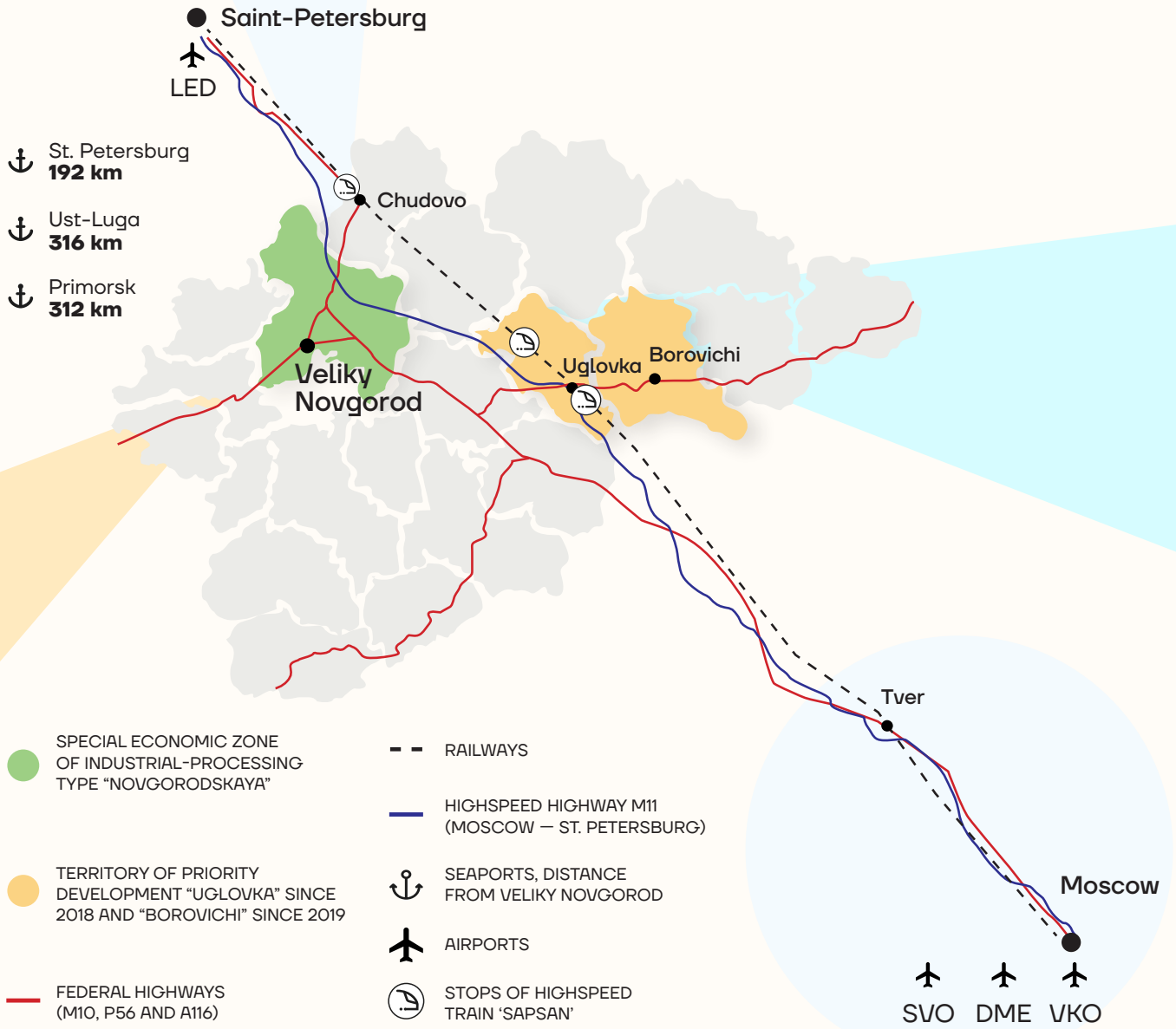
4 HOURS 50 MINUTES



MINSK (MSQ)

722 KM

9 HOURS 10 MINUTES



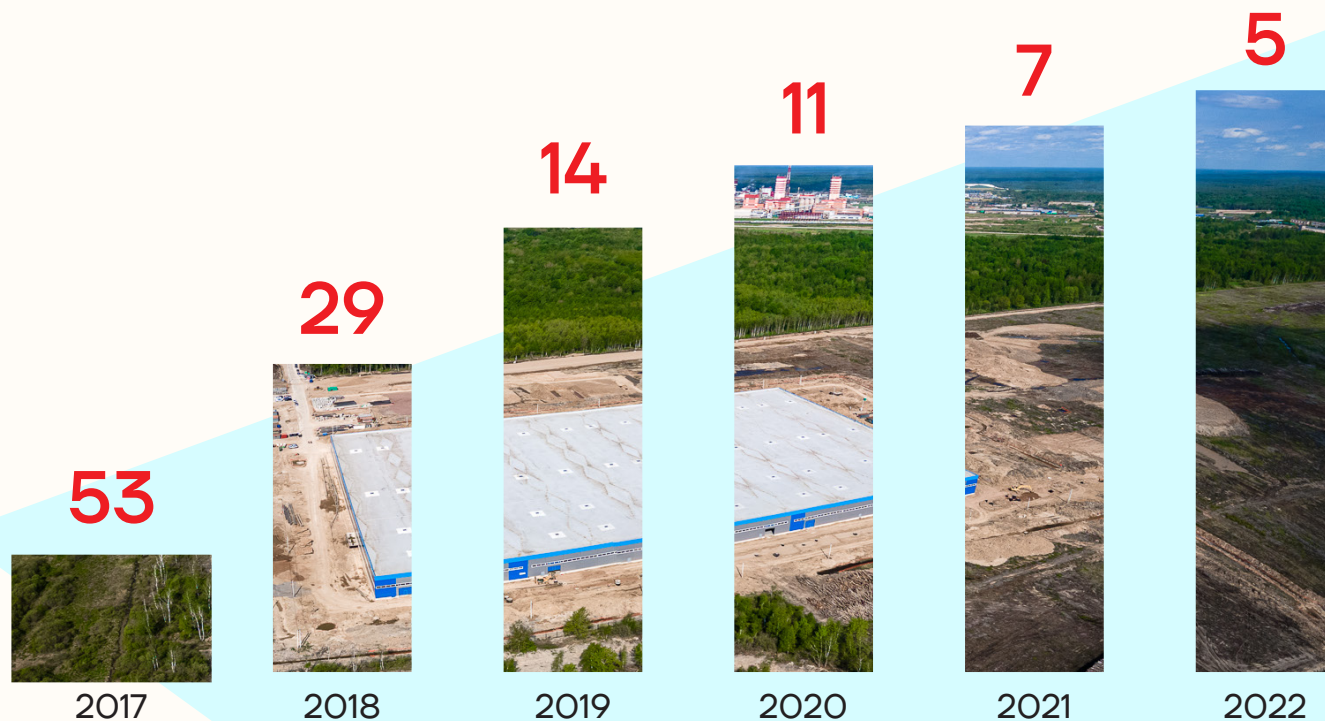
REGIONAL GRP STRUCTURE AND FIXED INVESTMENTS VOLUME

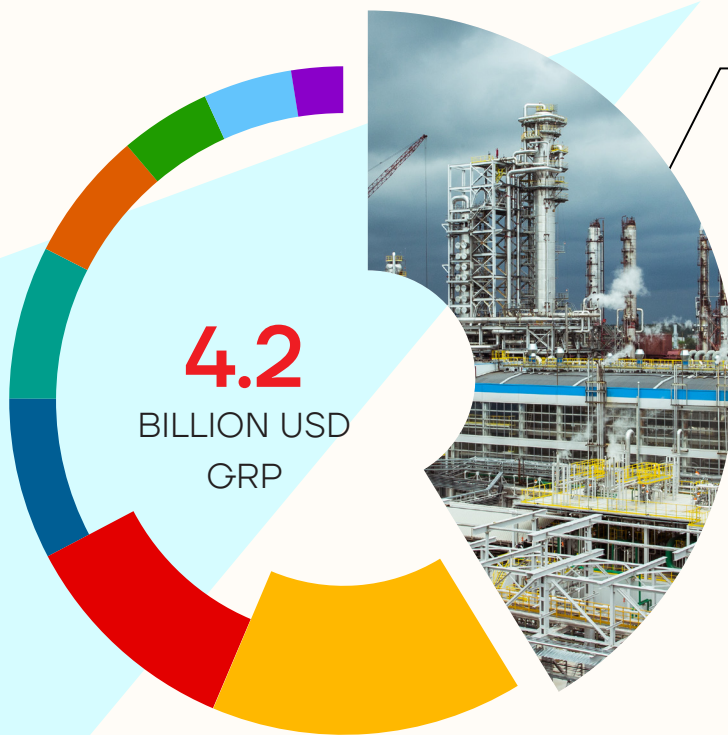
+48

PLACES IN NATIONAL INVESTMENT CLIMATE CONDITION RANKING IN 5 YEARS

104 %

GRP INDEX IN 2021 IN COMPARISON WITH 2020





41.3% PROCESSING INDUSTRIES
(+9.3% in 4 years)

15.1%
OTHER

6.3%
AGRICULTURE AND FORESTRY,
HUNTING, FISHING,
FISH FARMING

10.9%
WHOLESALE
AND RETAIL TRADE

4.4%
HEALTHCARE
AND WELFARE SERVICES

7.8%
REAL ESTATE
OPERATIONS

4.3%
CONSTRUCTION

7.4%
TRANSPORTATION
AND STORAGE

2.5%
EDUCATION

702.9 million USD

VOLUME OF FIXED CAPITAL
INVESTMENTS

586.2 million USD

PRIVATE FIXED CAPITAL
INVESTMENTS



*The Great
Construction*

**EXPORT ORIENTATION
AND MAJOR EXPORTERS**



MINERAL
FERTILIZERS



POWER
EQUIPMENT



DOORS AND
INTERIOR SOLUTIONS



ORGANIC
EXTRACTS



REFRACTORY
MATERIALS




ORAL CARE
COSMETICS




POWER TRANSFORMERS
AND LUMINARIES



PACKAGED
HONEY



**DEVELOPING AND
CREATING A HIGH-
TECH ELECTRONIC
COMPONENT BASE,
PROFESSIONAL AND
CONSUMER
ELECTRONICS**



**DIGITAL
ECONOMY**



TOURISM

*The Great
Construction*

**PRIORITY AREAS
OF DEVELOPMENT**



**TRANSPORT
AND LOGISTICS**



AGRICULTURE



**BIOMEDICAL
TECHNOLOGIES**

**GOT A PROJECT?
CONTACT US:
ARNO@INVEST-NOVGOROD.RU**



The Great Construction

SPECIAL ECONOMIC ZONE "NOVGORODSKAYA"



SEZ “NOVGORODSKAYA” BENEFITS

TAX TYPE	TAX RATE AFTER BENEFITS	DURATION OF THE BENEFIT	NORMAL TAX REGIME
PROFIT TAX PAID TO THE FEDERAL BUDGET	2%	FOR THE PERIOD OF SEZ RESIDENCE VALIDITY	3%
PROFIT TAX PAID TO THE REGIONAL BUDGET	0%	FIRST 7 YEARS	17%
	3%	8TH – 9TH YEAR	
	10%	10TH – 11TH YEAR	
	13.5%	FROM THE 12TH YEAR	
PROPERTY TAX	0%	10 YEARS FROM THE DATE OF PROPERTY REGISTRATION	2.2%
TRANSPORT TAX		10 YEARS FROM THE DATE OF VEHICLE REGISTRATION	DEPENDS ON THE PROJECT
LAND TAX		5 YEARS FROM THE DATE OF ACQUISITION OF THE LAND RIGHT	1.5%
CUSTOMS DUTY ON GOODS IMPORTED INTO SEZ		FOR THE PERIOD OF SEZ EXISTENCE	DEPENDS ON THE PROJECT



TPD “BOROVICHI” AND TPD “UGLOVKA” BENEFITS

TAXES AND FEES	TAXES IN TPD		NORMAL TAX REGIME
PROPERTY TAX PAID INTO THE REGIONAL BUDGET	0% FIRST 5 YEARS	1.1% NEXT 5 YEARS	2.2%
PROFIT TAX PAID INTO THE FEDERAL BUDGET	0% FIRST 5 YEARS		3%
PROFIT TAX PAID INTO THE REGIONAL BUDGET	5% FIRST 5 YEARS	10% NEXT 5 YEARS	17%

REGIONAL BENEFITS

MONETARY METHODS OF STIMULATION	13.5% PROFIT TAX	50% ALLOWANCE FOR TRANSPORT TAX	0% PROPERTY TAX
STATUS OF PRIORITY OR STRATEGIC PROJECT DEPENDS ON THE VOLUME OF CAPITAL INVESTMENTS	1-18.3 MIO USD STRATEGIC PROJECTS	0.6-6.1 MIO USD PRIORITY PROJECTS	0.6-3 MIO USD STRATEGIC PROJECTS IN AGRICULTURE
			0.4-1.8 MIO USD STRATEGIC PROJECTS IN DAIRY AND MEAT PRODUCTION

INDUSTRIAL PARKS, TECHNOPARKS, BUSINESS INCUBATORS

TAX FOR	CORPORATE PROPERTY TAX	CORPORATE PROFIT TAX
MANAGING COMPANIES, RESIDENTS OF INDUSTRIAL PARKS	0% FOR 10 YEARS STARTING FROM THE DATE OF THE STATUS DESIGNATION (AGREEMENT EXECUTION)	13.5% FOR 10 YEARS STARTING WITH THE TAX PERIOD DURING WHICH THE PROFIT WAS RECEIVED
MANAGING COMPANIES AND RESIDENTS OF REGIONAL INDUSTRIAL LOCATIONS	0% FOR 5 YEARS STARTING FROM THE DATE OF THE STATUS DESIGNATION (AGREEMENT EXECUTION)	13.5% FOR 5 YEARS STARTING WITH THE TAX PERIOD DURING WHICH THE PROFIT WAS RECEIVED
BACK-UP ORGANIZATIONS AND RESIDENTS OF TECHNOLOGICAL PARKS	0% FOR 5 YEARS STARTING FROM THE DATE OF THE STATUS DESIGNATION (AGREEMENT EXECUTION)	13.5% FOR 5 YEARS STARTING WITH THE TAX PERIOD DURING WHICH THE PROFIT WAS RECEIVED
MANAGING ORGANIZATIONS OF BUSINESS INCUBATORS	0% FOR THE PERIOD OF HOLDING THE RESIDENT STATUS STARTING FROM THE AGREEMENT EXECUTION DATE	13.5% FOR HOLDING RESIDENT STATUS
VACANT SPACES IN TECHNOPARKS	>550 m² TECHNOPARK 'GARO'	2500 m² TECHNOPARK 'TRANSVIT'

1

INDUSTRIAL
PARK



2

BUSINESS
INCUBATORS



4

TECHNO-
PARKS





УНИВЕРСИТЕТ
ИМ. ЯРОСЛАВА МУДРОГО

*The Great
Construction*

**HIGHER EDUCATION.
YAROSLAV-THE-WISE
NOVGOROD STATE UNIVERSITY**



YAROSLAV-THE-WISE NOVGOROD STATE UNIVERSITY

+62%

INCREASE IN NUMBER
OF STUDENTS DURING
5 YEARS

7 567 → 12 234

+40%

INCREASE IN
GOVERNMENT
FUNDED PLACES

1 186 → 1 661

1st place

INCREASE IN TOTAL
ENROLLMENT
REGISTRATIONS FOR
1ST YEAR OF STUDY
ACROSS THE COUNTRY

3rd place

IN THE RANKING OF
FLAGSHIP INSTITUTIONS
OF HIGHER EDUCATION
OF THE COUNTRY

20

COLLEGES AND TECHNICAL SCHOOLS
ARE PARTICIPANTS OF THE NEW PROFESSIONAL
SKILLS CHAMPIONSHIP MOVEMENT

87

NEW WORKSHOPS

45

NEW DIRECTIONS IN MEETING
THE LABOR MARKET DEMANDS

22%

INCREASE IN IT PROGRAMS ACCEPTANCE

2nd place

IN THE RANKING OF REGIONS REGARDING
THE SYNCHRONISATION OF THE EMPLOYEES TRAINING
SYSTEM IN SECONDARY VOCATIONAL EDUCATION

FLEXIBLE TARGETED TRAINING PROGRAMS
IN SPE FOR THE NEEDS OF THE INVESTOR

6%

OF STUDENTS MEET THE INTERNATIONAL
STANDARD (3% PLAN)

73.2%

OF 2020 GRADUATES ARE SUCCESSFULLY EMPLOYED



*The Great
Construction*

**INNOVATION
INFRASTRUCTURE**

VALDAI INNOVATIVE SCIENTIFIC AND TECHNOLOGICAL CENTRE



MICROELECTRONICS



INDUSTRIAL PROGRAMMING

13

LABORATORIES

GOAL IS

CREATION AND PROTOTYPING OF ELECTRONIC EQUIPMENT AND SOFTWARE SOLUTIONS TO ENSURE SOVEREIGNTY OF RUSSIAN FEDERATION

RESIDENT COMPANIES BENEFITS



%

VAT RATE

PROPERTY TAX RATE

MEDICAL INSURANCE CONTRIBUTIONS

LAND TAX

PROFIT TAX

TEMPORARY INCAPACITY CONTRIBUTIONS

14%

INSURANCE CONTRIBUTIONS

10 years

EFFECTIVE TERM



*The Great
Construction*

**TOURISM
POTENTIAL**

170 %

THE INCREASE
OF TOURIST FLOW IN 2021
IN COMPARISON WITH 2019



2022

1,7M →

TOURIST FLOW

2030

5M

TOURIST FLOW

2022

187 →

COLLECTIVE
ACCOMMODATION
FACILITIES

2030

250

COLLECTIVE
ACCOMMODATION
FACILITIES

37

UNESCO MONUMENTS IN VELIKY NOVGOROD AND SURROUNDINGS



**NOVGOROD
LAND**



DENIS NOSACHEV

MINISTER OF INVESTMENT POLICY
OF NOVGOROD REGION

+7 8162 700 116, ext. 3000

+7 921 195 85 10

invest@novreg.ru

VIKTOR BYKOV

ACTING DIRECTOR OF THE NOVGOROD
REGION DEVELOPMENT AGENCY

+7 8162 501 990

+7 911 615 69 89

bva@invest-novgorod.ru